


TECHNICAL RIDER



Input List

Ch.	Instrument	Mic. / DI	48v	Stand	Inserts
1	Surdo	Shure Beta 52		Short	Gate
2	Snare	Shure SM57		Short	
3	Tambu Grandi L	Shure Beta 52		Tall	Gate
4	Tambu Grandi R	Shure Beta 52		Tall	Gate
5	Conga	Shure SM57		Tall	
6	Conga	Shure SM57		Tall	
7	Bari	Shure SM57		Short	Gate
8	Boomstrument	Shure SM137	*	Short	
9	Boomstrument	Shure SM137	*	Short	
10	Boomstrument	Shure SM137	*	Short	
11	Roel	WL headset			Comp
12	Djem	WL headset			
13	Tshepho	WL headset			
14	Vernon	WL headset			

***Use of Channel 1 thru 7 depends on size of venue. Will be decided on day of show**

***Mics for the Boomstrument must be small Condensor Cardioid or supercardioid 3x**

***Minimum of 3 monitor groups is needed**

SOUND SYSTEM:

A professional sound system capable of providing adequate clear, undistorted sound in every area of the venue.

Meyersound and D&B are examples of preferred speaker systems.

Midas and Allen & Heath GL-Series are examples of preferred FOH consoles.

System should be at least, 3.way actively crossed over.

Five (5) "2.way active" monitor wedges (all speakers must be in excellent working order)

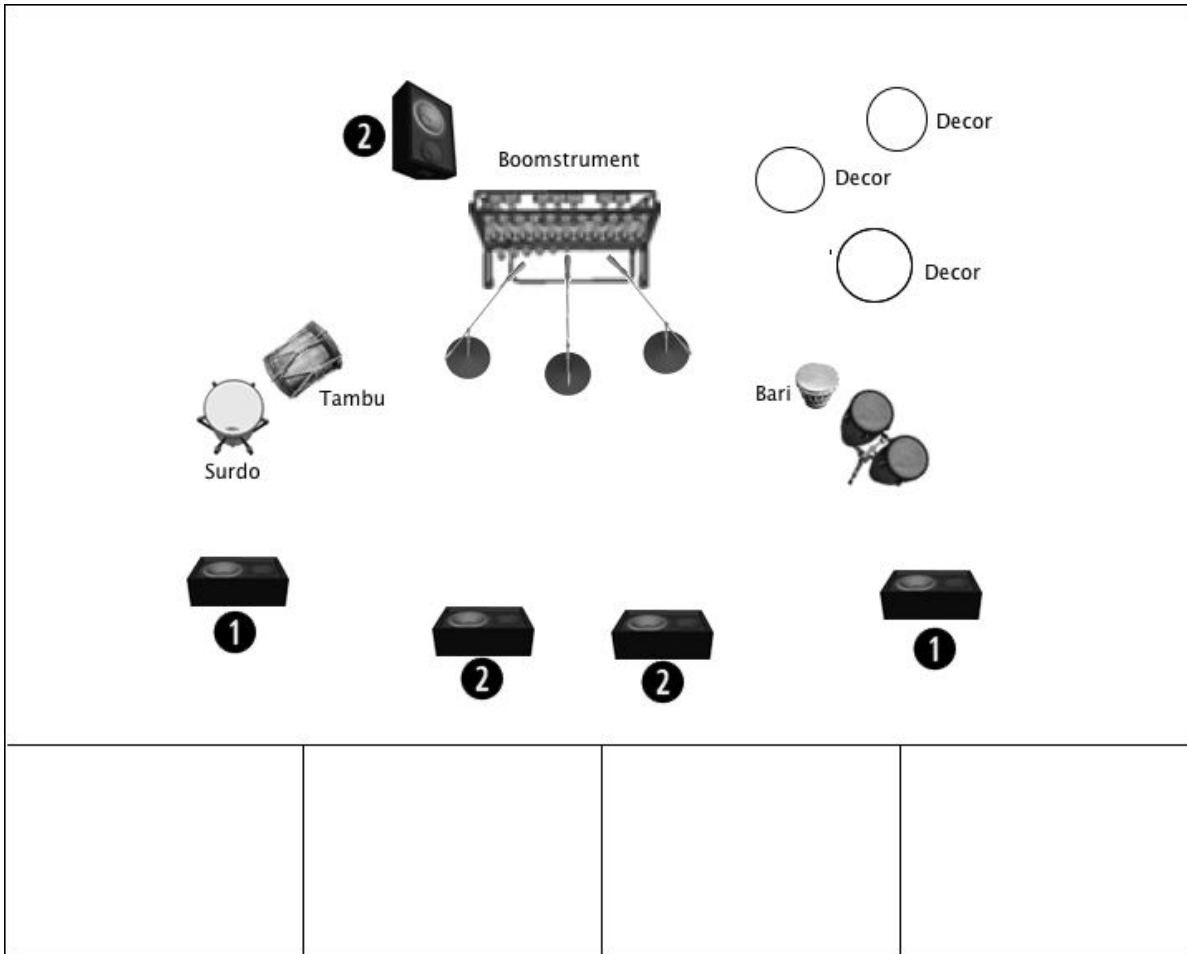
Frontsystem: MEYERSOUND / D&B (or equivalent)

Monitorspeakers: MEYERSOUND / D&B (or equivalent)

F.O.H. console: MIDAS / YAMAHA (PM series) / Allen & Heath GL Series/ SOUNDCRAFT K Series (or equivalent)/ Digico SD9

FX:
 4x Compressors (Bss/DBX/Drawmer)
 4x Gates (Bss/DBX/Drawmer)
 2x Multi Reverb (M2000/PCM/M1)
 5x 1/3 Octave 31 Band EQ

Stage Plot



Band Members:

- Roel
- Djem
-Tshepho
- Vernon
-
-
-

For more technical info contact :
 Iven Zeijdel: ivenzeijdel@gmail.com
 +31 639 43 1700

Mic Placement

Boominstrument



Tambu Grandi



Conga/ Bari



Lighting

Banner “BoomWhakalaa” must be hanged in the air on top of the Boominstrument
So a rigging point must be available !! Very Important!!

Horizon color : L25 = Red /Orange

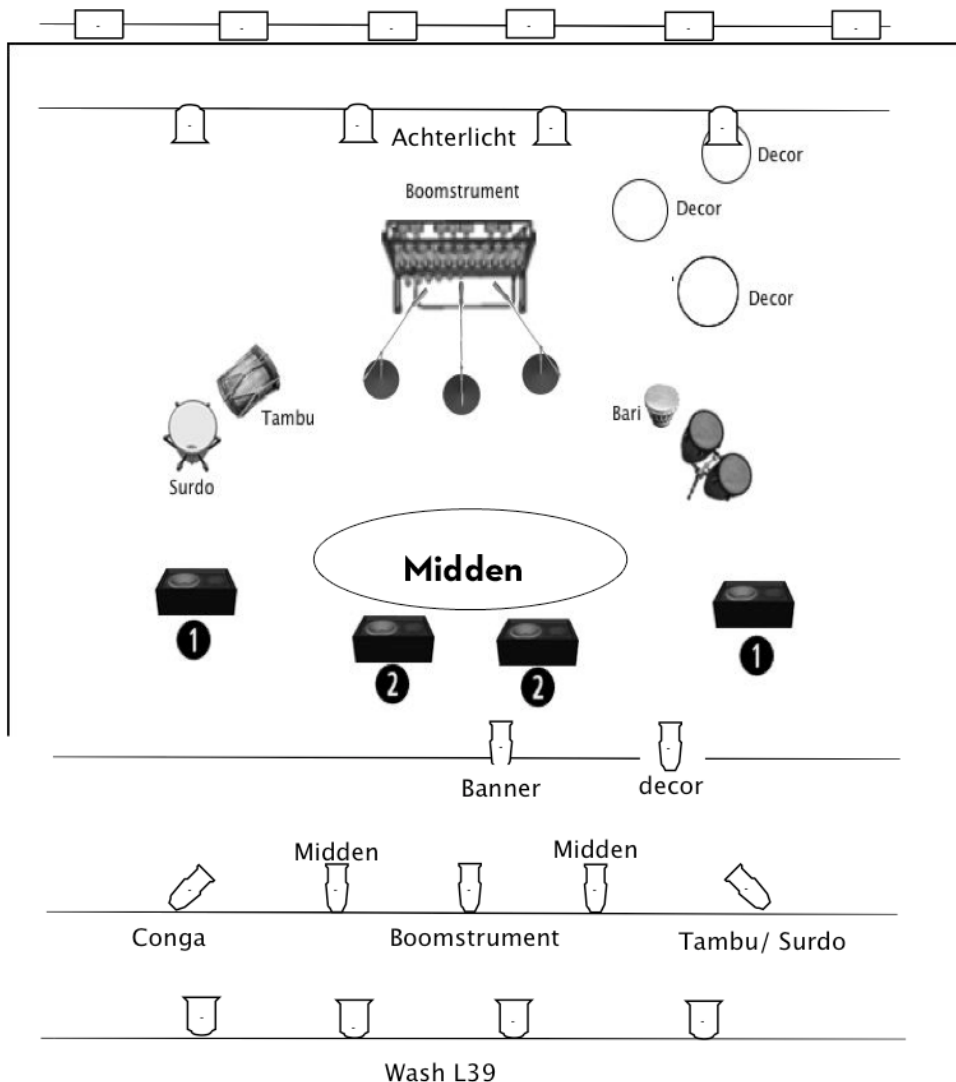
Horizon color 2: L079 of L199 = Blue

Achterlicht : L161 = Slate blue

Frontlight “Wash” whole stage: L39= light pink

6 specials out of focus

- 1- Tambu Surdo
- 2- Boomstrument
- 3- Conga Bari
- 4- Downstage mid
- 5- Banner Boomwhakalaa
- 6- Décor : color L152 = light pink/orange



Set list

Show lasts 1 hour with a possible extension of 15 minutes

Special on banner always stays on during show!

“Pre Show”: Horizon L25, a little bit of light on the background and decor (30%)

Start of Show: Audience light off

1. Intro Gengere: Roel, Djem, Vernon en Tshepho enter the show from FOH and on stage. Light in the audience on 50% and 70% on stage

2. Piskado: Specials on instruments on

3. Bestianan: No changes lights stay the same as the second scene

Dialogue between actors. Djem walks towards the Boominstrument and grabs a small book and starts singing a short moment. Horizon L25 @ 25% and horizon color 2 @ 50%

Djem walks downstage and starts reading a passage from her book. Tshepho grabs the book out of her hand and makes fun of her. Djem asks the other actors to join her to sing a song she has come up with. All lights on stage go out. Only lights still on are the Downstage center and the horizon color 2

4. Sua: Downstage center lights and Horizon 2

End of song. Lights go back to Piskado Cue. (Front wash, Horizon 1, décor lights, instrument specials)

5. Kalakuna: Audience light @ 50% Roel will ask some help from the audience. After the Turkey (kalakuna) dance audience lights stay on for the rest of the show @50%

6. Iedereen doet mee!: Same light Cue as Kalakuna. If there are any color changers or moving lights available, use them in this song. Horizon color chase is also ok. This song is a happy song and everybody will be dancing.

7. Boomwhackers : Same Cue as Kalakuna. End of this song there will be a blackout!! Only banner stays on!! Roel will give a sign. (fist in the air) lights go back on when the band is downstage center.